

SETS, PARTITIONS & FUNCTIONS INTERPOLATIONS

Serge BEUCHER

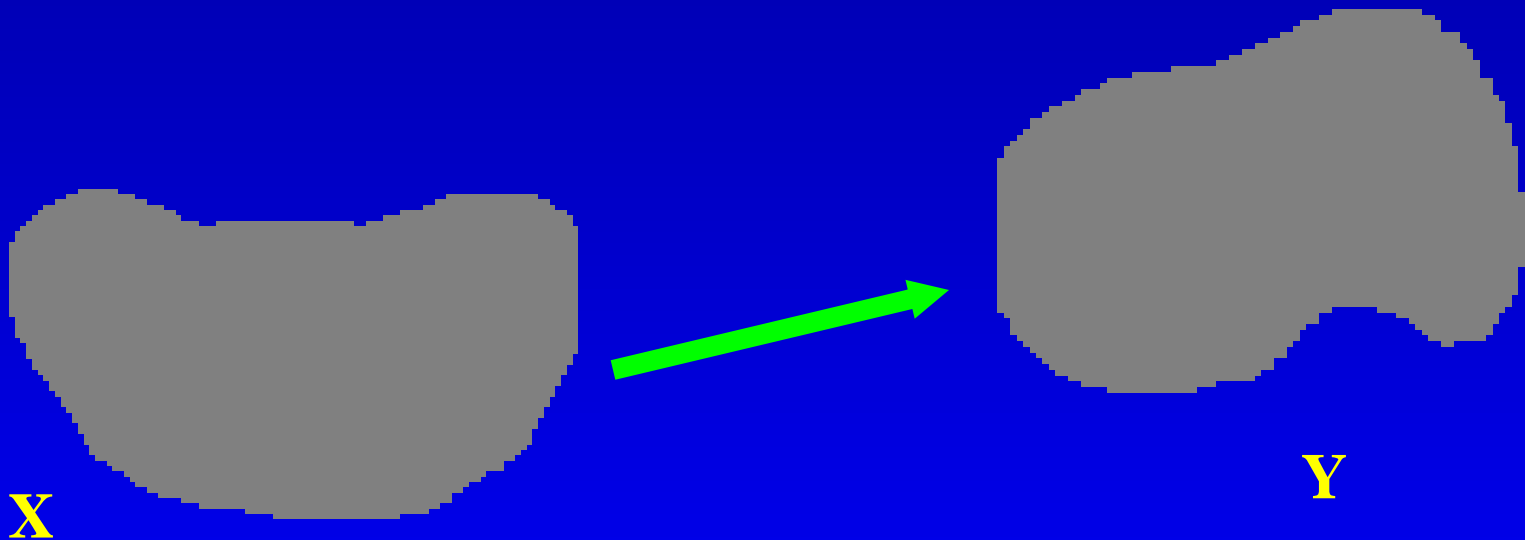
Center of Mathematical Morphology

PARIS SCHOOL OF MINES

Introduction

Purpose of the interpolation:

Finding ways to continuously map a set X on a set Y:



This study belongs to a triptych:

- **Interpolation and Hausdorff distance J. SERRA (ISMM98)**
- **Interpolation by means of geodesic distances F. MEYER**
- **Interpolation using the SKIZ (Skeleton by Influence zones)**

Sets interpolation (1)

The SKIZ

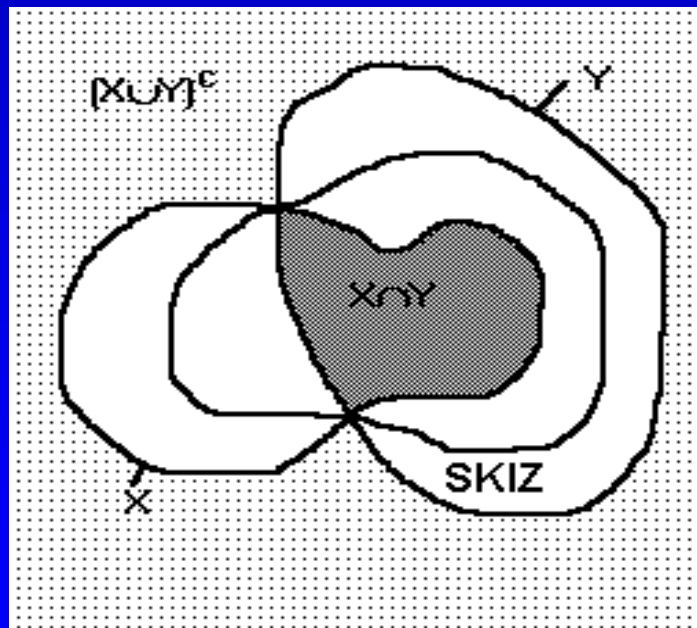
Let X and Y be two sets with $X \cap Y \neq \emptyset$

Consider the set W made of two components:

$$W = \{ X \cap Y, (X \cup Y) \}$$

Let us build SKIZ (W)

$M(X, Y) = IZ(X \cap Y)$ is the zone of influence of $X \cap Y$



$M(X, Y)$ is the interpolated set (or median set) between X and Y by SKIZ.

Sets Interpolation (2)

Sequence of deformations

$$K_0 = X \quad ; \quad K_n = Y \quad \text{with} \quad n = 2^i + 1$$

$$K_{n/2} = M(X, Y)$$

$$K_{n/4} = M(X, K_{n/2}) \quad ; \quad K_{3n/4} = M(K_{n/2}, Y)$$

The SKIZ is not performed by thickenings but by simple dilations:

$$Z_0 = X \cap Y \quad \text{and} \quad W_0 = (X \cup Y)^c$$



$$Z_i = [(Z_{i-1} \oplus B) / (W_{i-1} \oplus B)] \cup Z_{i-1}$$

$$W_i = [(W_{i-1} \oplus B) / (Z_{i-1} \oplus B)] \cup W_{i-1}$$

Then

$$\boxed{M(X, Y) = Z_\infty}$$

Example

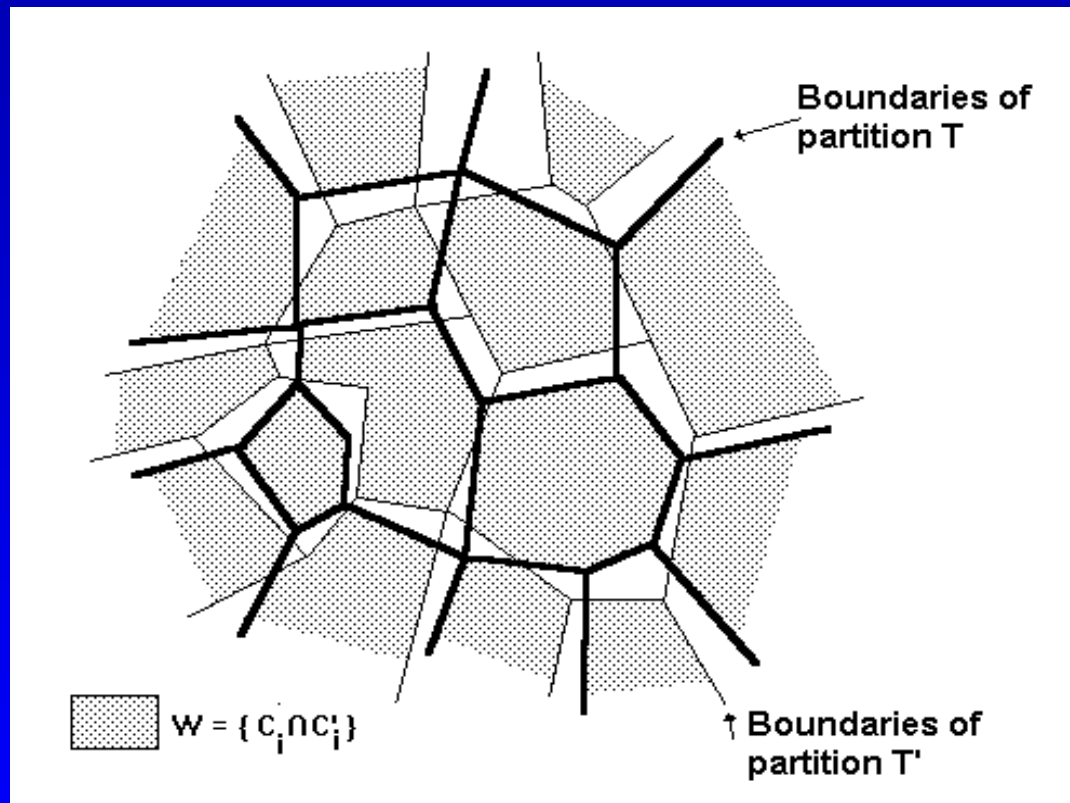


Interpolated sequence

Interpolation of partitions

Let T and T' be two partitions: $T = \{C_i\}$; $T' = \{C'_i\}$




$\forall C_i \in T, \exists C'_i \in T' : C_i \cap C'_i \neq \emptyset$






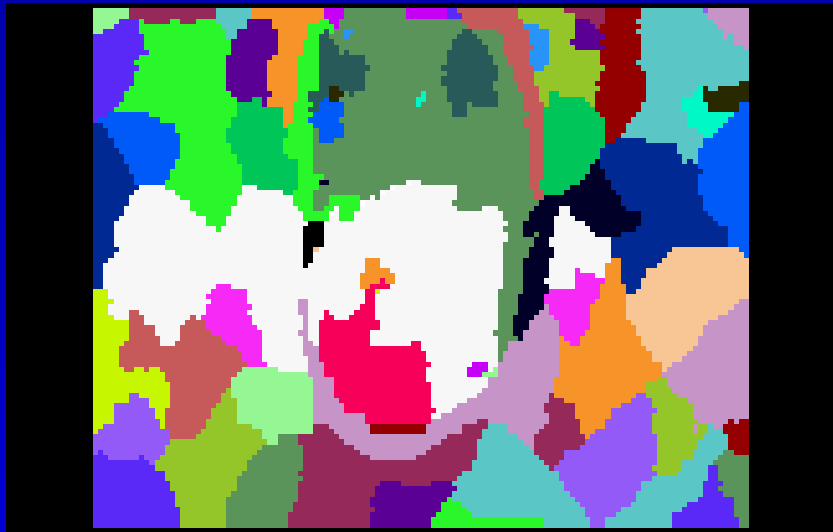
$W = \{C_i \cap C'_i\}$ and $M(T, T') = \{IZ(C_i \cap C'_i)\}$

We can generate partitions with or without boundaries.

Examples (1)



Examples (2)



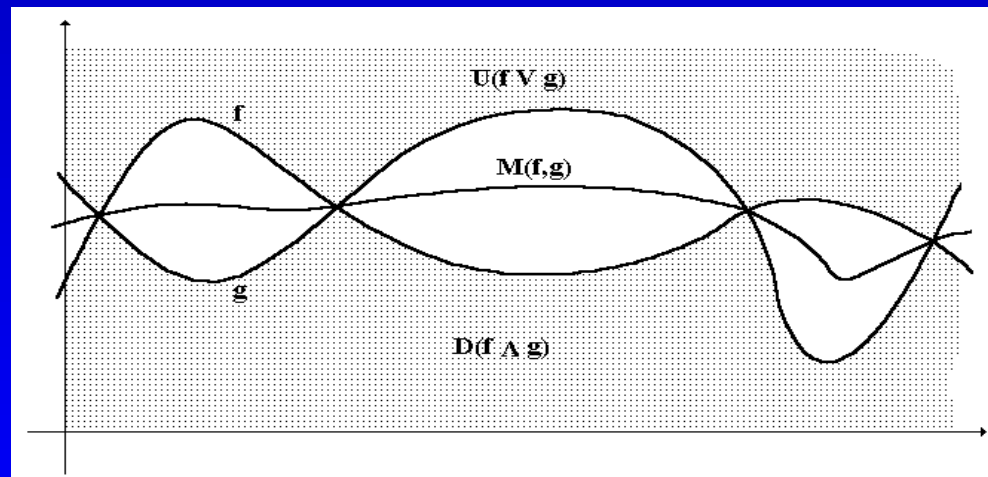
Interpolation of functions

Let f and g be two functions:

$D(f \wedge g)$ Set under the graph of $\text{Inf}(f,g)$

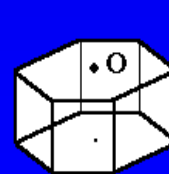
$U(f \vee g)$ Set over the graph of $\text{Sup}(f,g)$

$W = \{D(f \wedge g), U(f \vee g)\}$ $D[M(f, g)] = \text{IZ}[D(f \wedge g)]$




The transformation uses dilations by
3D structuring elements.


→ Smoothing effect.



Examples (1)



Linear (mean)



SKIZ

Comparison between the SKIZ-based and the linear interpolation

Examples (2)




Partitions & mosaic images

Another technique to interpolate greytone images is to use the mosaic representation and to interpolate these two mosaic images as partitions.



Original image



*Watershed of
the gradient*



Mosaic image

Examples in compression



*Original Miss America
sequence (of mosaic images)*



*Only 1 image over 8 is kept,
the others are interpolated.*

Generalisation: deformation fields (1)

From X and Y , we have defined a sequence $M_\lambda(X, Y), 0 \leq \lambda \leq 1$ of intermediary sets.

These sets are made of two parts:

- An anti-extensive one $M_\lambda^-(X, Y)$
- An extensive one $M_\lambda^+(X, Y)$




These two sequences can be considered as thresholds of two distance functions:

$$M_\lambda^- = \{x \in X : d^-(x) \geq \lambda\}$$

$$M_\lambda^+ = \{x \in Y : d^+(x) \leq \lambda\}$$

Deformation fields (2)




Example of such a distance function (and the corresponding field)

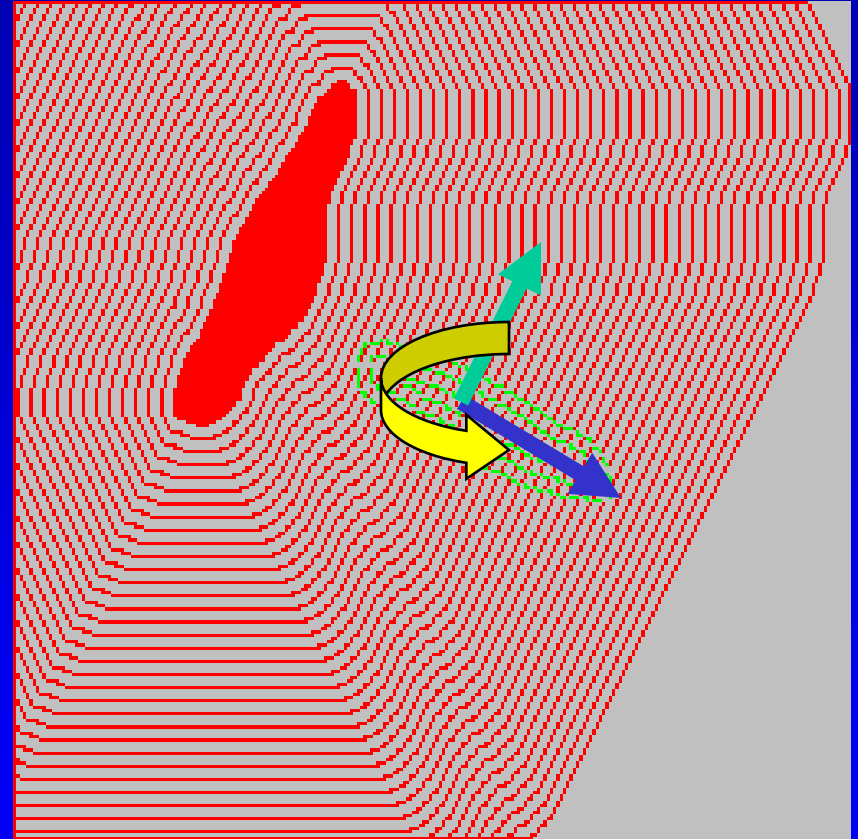
The SKIZ can be considered as a generalized geodesic transformation controlled by the field.

Deformation fields (3)

Other deformations could be controlled by a generated field.



Translation and distance function



Rotation and vector product
of two distance fields